



REVERSE SENSOR



FEATURES

- * Reverse with enhanced safety and convenience.
- * Safer and easier parking, especially in limited spaces.
- * prevent accidental impact.
- * Super-wide detection angle prevents side impact as in garages.
- * Simple wiring, DIY installation, no drilling required.

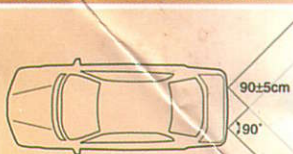


HAVE ANOTHER PAIR OF EYES HELP WITH SAFER & EASIER PARKING


SPECIFICATION

(1) Detection Distance.	up to 1.2m
(2) Best Detection Range.	within 0.4-1.0m Zone
(3) Frequency of Ultrasonic.	40kHz (±1kHz)
(4) Supply Voltage.	12v-24v
(5) Accuracy of Detection Distance.	< ±5cm
(6) Piezo-speaker.	90~105dB (at 10cm distance)


1. Wider Detection.



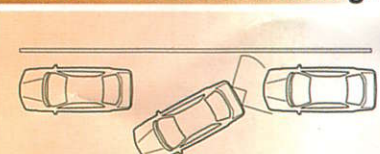
2. Prevent Accidents.



3. Obstacle Alert.



4. Safer & Easier Parking.



Detection range and tone sequence



WILLIAMS GEDDES & CO PTY LTD
 A.B.N. 76 000 183 997
 Suite 14/25 Ralston Ave
 BELROSE NSW 2085
 Ph: (02) 9975 3122 Fax: (02) 9975 3133